

INDEPENDENT AUDITOR'S REPORT

To the Members of

Chembond Biosciences Limited

1. Opinion

We have audited the accompanying standalone financial statements of **Chembond Biosciences Limited** ("the Company"), which comprises the Balance Sheet as at March 31, 2024, the Statement of Profit and Loss (including Other Comprehensive Income), Statement of Changes in equity and the Cash Flow Statement for the year then ended, and notes to the financial statements, including a summary of the significant accounting policies and other explanatory information.

In our opinion and to the best of our information and according to the explanations given to us, the aforesaid financial statements give the information required by the Companies Act, 2013 ("the Act") in the manner so required and give a true and fair view in conformity with the Indian Accounting Standards prescribed under Section 133 of the Act read with the Companies (Indian Accounting Standards) Rules, 2015, as amended, ("Ind AS") and other accounting principles generally accepted in India, of the state of affairs of the Company as at March 31, 2024, and its Loss, total comprehensive income, Changes in equity and its Cash Flows for the year ended on that date.

2. Basis for Opinion

We conducted our audit in accordance with the Standards on Auditing (SAs) specified under section 143(10) of the Companies Act, 2013. Our responsibilities under those Standards are further described in the Auditor's Responsibilities for the Audit of the Standalone Financial Statements section of our report. We are independent of the Company in accordance with the Code of Ethics issued by the Institute of Chartered Accountants of India together with the ethical requirements that are relevant to our audit of the standalone financial statements under the provisions of the Companies Act, 2013 and the Rules thereunder, and we have fulfilled our other ethical responsibilities in accordance with these requirements and the Code of Ethics. We believe that the audit evidence we have obtained is sufficient and appropriate to provide a basis for our opinion on the Standalone Financial Results.

3. Information Other than Financial Statements and Auditor's Report thereon

The Company's Board of Directors is responsible for the preparation of the other information. The other information comprises the information included in the Board's Report including annexures to the Board Report, but does not include the standalone financial statements and auditor's report thereon.

Our opinion on the financial statements does not cover the other information and we do not and will not express any form of assurance conclusion thereon. In connection with our audit of the financial statements, our responsibility is to read the other information and, in doing so, consider whether the other information is materially inconsistent with the financial statements or our knowledge obtained during the course of our audit or otherwise appears to be materially misstated.



If, based on the work we have performed, we conclude that there is a material misstatement of the other information, we are required to report that fact. We have nothing to report in this regard.

4. **Management's Responsibility for the Financial Statements**

The Company's Board of Directors is responsible for the matters stated in Section 134(5) of the Companies Act, 2013 ("the Act") with respect to the preparation of these standalone financial statements to give a true and fair view of the financial position, financial performance, changes in equity and cash flows of the Company in accordance with the accounting principles generally accepted in India, including the Accounting Standards specified under Section 133 of the Act, read with Rule 7 of the Companies (Accounts) Rules, 2014. This responsibility also includes maintenance of adequate accounting records in accordance with the provisions of the Act for safeguarding the assets of the Company and for preventing and detecting frauds and other irregularities; selection and application of appropriate accounting policies; making judgments and estimates that are reasonable and prudent; and design, implementation and maintenance of adequate internal financial controls, that were operating effectively for ensuring the accuracy and completeness of the accounting records, relevant to the preparation and presentation of the standalone financial statements that give a true and fair view and are free from material misstatement, whether due to fraud or error.

In preparing the standalone financial statements, management is responsible for assessing the Company's ability to continue as a going concern, disclosing, as applicable, matters related to going concern and using the going concern basis of accounting unless management either intends to liquidate the Company or to cease operations, or has no realistic alternative but to do so.

Those Board of Directors are also responsible for overseeing the company's financial reporting process.

5. **Auditor's Responsibility for the audit of the Financial Statements.**

Our objectives are to obtain reasonable assurance about whether the standalone financial statements as a whole are free from material misstatement, whether due to fraud or error, and to issue an auditor's report that includes our opinion. Reasonable assurance is a high level of assurance, but is not a guarantee that an audit conducted in accordance with SAs will always detect a material misstatement when it exists. Misstatements can arise from fraud or error and are considered material if, individually or in the aggregate, they could reasonably be expected to influence the economic decisions of users taken on the basis of these standalone financial statements.

As part of an audit in accordance with SAs, we exercise professional judgment and maintain professional skepticism throughout the audit. We also:



6. Report on Other Legal and Regulatory Requirements

- A) As required by the Companies (Auditor's Report) Order, 2020 ("the Order"), issued by the Central Government of India in terms of sub-section (11) of section 143 of the Act, we give in the "Annexure A" a statement on the matters specified in paragraphs 3 and 4 of the Order.
- B) As required by section 143 (3) of the Act, we report that:
- We have sought and obtained all the information and explanations which to the best of our knowledge and belief were necessary for the purpose of our audit.
 - In our opinion proper books of account as required by law have been kept by the Company so far as it appears from our examination of those books, **except for certain matters in respect of audit trail as stated in paragraph 2h(vi) below.**
 - The Balance Sheet, the Statement of Profit and Loss including Other Comprehensive Income, Statement of Changes in Equity and the Cash Flow Statement dealt with by this Report are in agreement with the books of accounts.
 - In our opinion, the aforesaid standalone financial statements comply with the IND AS specified under section 133 of the Act.
 - On the basis of written representations received from the Directors as on March 31, 2024 and taken on record by the Board of Directors, none of the directors is disqualified as on March 31, 2024 from being appointed as a director in terms of Section 164(2) of the Act.
 - The modifications relating to the maintenance of accounts and other matters connected therewith in respect of audit trail are as stated in paragraph 6B(b) above on reporting under section 143(3)(b) of the Act and paragraph 6B(i)(vi) below on reporting under Rule 11(g) of the Companies (Audit and Auditors) Rules, 2014.
 - With respect to the adequacy of the internal financial controls over financial reporting of the Company and the operating effectiveness of such controls, refer to our separate Report in "Annexure B". Our report expresses an unmodified opinion on the adequacy and operating effectiveness of the Company's internal financial controls with reference to standalone financial statements.
 - With respect to the other matters to be included in the Auditor's Report in accordance with the requirements of section 197(16) of the Act, as amended:

In our opinion and to the best of our information and according to the explanations given to us, the remuneration paid by the Company to its directors during the year is in accordance with the provisions of section 197 of the Act.



- i. With respect to the other matters to be included in the Auditor's Report in accordance with Rule 11 of the Companies (Audit and Auditors) Rules, 2014, in our opinion and to the best of our information and according to the explanations given to us:
- i. The Company has disclosed the impact if any, of pending litigations on its financial position in its financial statements,
 - ii. In our opinion and as per the information and explanations provided to us the Company has not entered into any long-term contracts including derivative contracts, requiring provision under applicable laws or accounting standards for material foreseeable losses,
 - iii. There has been no delay in transferring amounts, required to be transferred, to the Investor Education and Protection Fund by the Company,
 - iv. (a) The management has represented that, to the best of its knowledge and belief, as disclosed in the notes to the accounts, no funds have been advanced or loaned or invested (either from borrowed funds or share premium or any other sources or kind of funds) by the company to or in any other person(s) or entity(ies), including foreign entities ("intermediaries"), with the understanding, whether recorded in writing or otherwise, that the intermediary shall, directly or indirectly lend or invest in other persons or entities identified in any manner whatsoever by or on behalf of the Company ("ultimate Beneficiaries") or provide any guarantee, security or the like on behalf of the Ultimate Beneficiaries.

(b) The management has represented that, to the best of its knowledge and belief, as disclosed in the notes to the accounts, no funds have been received by the Company from any person(s) or entity(ies), including foreign entities ("Funding Parties"), with the understanding, whether recorded in writing or otherwise, that the company shall, directly or indirectly, lend or invest in other persons or entities identified in any manner whatsoever by or on behalf of the funding party ("Ultimate Beneficiaries") or provide any guarantee, security or the like on behalf of the Ultimate Beneficiaries.

(c) Based on the audit procedures that has been considered reasonable and appropriate in the circumstances, nothing has come to our notice that has caused us to believe that the representations under iv (a) and (b) above, contain any material misstatement.
 - v. The company has not declared or paid any dividend during the year.



- vi. Based on our examination which included test checks, the Company, has used an accounting software, payroll application and employee reimbursement software for maintaining its books of account which has a feature of recording audit trail (edit log) facility and the same has operated throughout the year for all relevant transactions recorded in the software/application. However, audit trail feature is not enabled at the database level for accounting software to log any direct data changes as described in Note 37 to the financial statements. Further, during the course of our audit, we did not come across any instance of audit trail feature being tampered with in respect of the accounting software, payroll application and employee reimbursement software

As proviso to Rule 3(1) of the Companies (Accounts) Rules, 2014 is applicable from April 1, 2023, reporting under Rule 11(g) of the Companies (Audit and Auditors) Rules, 2014 on preservation of audit trail as per the statutory requirements for record retention is not applicable for the financial year ended March 31, 2024.

For M/s. Kastury & Talati
Chartered Accountants
Firm's Registration No: 104908W



Dhiren P. Talati: Partner
Membership No: F/41867

Place: Mumbai
Date: 11th May, 2024



24041867BKFSZB

"Annexure A" to the Independent Auditors' Report

The Annexure Referred to in paragraph 6A of the Independent Auditor's Report of even date to the members of Chembond Biosciences Limited on the Financial Statements for the year ended March 31, 2024.

- 1) (a) (A) The Company has maintained proper records showing full particulars, including quantitative details and situation of Property, Plant and Equipment.

(B) The Company has maintained proper records showing full particulars of Intangible Assets.

(b) During the year under consideration, the Company had carried out physical verification of its Property, Plant and Equipment and we have been informed that no material discrepancies were noticed on such verification as compared to the available records.

(c) According to the information and explanations given to us and on the basis of our examination of the records of the Company, the Company does not own any immovable properties.

(d) According to the information and explanations given to us and on the basis of our examination of the records of the Company, the Company has not revalued any of its Property, Plant and Equipment or intangible assets during the year under consideration.

(e) According to the information and explanations given to us and on the basis of our examination of the records of the Company, no proceedings have been initiated or are pending against the Company for holding any Benami Property under the Benami Transactions (Prohibitions) Act, 1988 and Rules made thereunder.
- 2) (a) The management has conducted the physical verification of inventory at reasonable intervals and in our opinion the coverage and procedure of such verification by the management is appropriate. As informed to us, discrepancies of 10% or more in the aggregate for each class of Inventory on physical verification of the inventory as compared to books records has not been noticed.

(b) According to the information and explanations given to us and on the basis of our examination of the records of the Company, the Company, has been sanctioned working capital limits in excess of five crore rupees, in aggregate, from banks or financial institutions on the basis of security of current assets. The statements filed by the Company with such banks or financial institutions are in agreement with the books of accounts of the Company.
- 3) According to the information and explanations given to us and on the basis of our examination of the records of the Company, during the year under consideration the Company has not made investments in, provided any guarantee or security or granted any Loans or advances in the nature of loans, Secured or Unsecured, to Companies, Firms, Limited Liability Partnerships or any Other Parties. Therefore, the provisions of clause 3(iii)(a) to 3(iii)(f) of the Order are not applicable to the Company.



- 4) The company has not given loans, made investments, given guarantees and provided securities covered by provisions of section 185 and 186 of the Companies Act, 2013. Therefore, clause 3(iv) of the aforesaid Order is not applicable to the Company.
- 5) The Company has not accepted any deposits or amounts which are deemed to be deposits and hence the directives issued by the Reserve Bank of India and the provisions of Sections 73 to 76 or any other relevant provisions of the Act and the Companies (Acceptance of Deposit) Rules, 2015 are not applicable.
- 6) As informed to us, the maintenance of Cost Records has not been specified by the Central Government under Sub Section (1) of Section 148 of the Act, in respect of any of the products or services of the Company.
- 7) (a) According to information and explanations given to us and on the basis of our examination of the books of account, and records, the Company has been generally regular in depositing undisputed statutory dues including Goods and Service Tax, Provident Fund, Employees' State Insurance, Income-Tax, Sales tax, Service Tax, Duty of Customs, Duty of Excise, Value added Tax, Cess and other statutory dues as applicable with the appropriate authorities.

According to the information and explanations given to us, no undisputed amounts payable in respect of the above were in arrears as on the last day of the financial year concerned for a period of more than six months from the date, they become payable.

(b) According to the information and explanation given to us and the records of the company examined by us, there are no Statutory dues of Goods and Service Tax, Provident Fund, Employees' State Insurance, income tax, sales tax, service tax, duty of customs, duty of excise, value added tax, cess and other material statutory dues which have not been deposited on account of any dispute.

- 8) According to the information and explanations given to us and the records of the company examined by us, the Company does not have any transactions not recorded in the books of account that have been surrendered or disclosed as income during the year in the Tax assessments under the Income Tax Act, 1961.
- 9) (a) According to the information and explanations given to us and the records of the company examined by us, the Company has not defaulted in repayment of loans or other borrowings or in the payment of interest thereon to any lender.

(b) According to the information and explanations given to us and the records of the company examined by us, the Company is not declared willful defaulter by any bank or financial institution or any other lender.

(c) According to the information and explanations given to us and the records of the company examined by us, the Company has not obtained any term loans.



- (d) Based upon the audit procedures performed, the information and explanations given to us and the records of the company examined by us, the funds raised on short term basis have not been utilized for long term purposes.
- (e) Based upon the audit procedures performed, the information and explanations given to us and the records of the company examined by us, the Company has not taken any funds from any entity or person on account of or to meet the obligations of its subsidiaries, associates or joint ventures.
- (f) Based upon the audit procedures performed, the information and explanations given to us and the records of the company examined by us, the Company has not raised any loans during the year on the pledge of securities held in its subsidiaries, joint ventures or associate companies.
- 10) (a) Based upon the audit procedures performed, the information and explanations given to us and the records of the company examined by us, the company has not raised moneys by way of initial public offer or further public offer (including debt instruments) during the year. Accordingly, the provisions of clause 3(x)(a) of the Order are not applicable to the Company.
- (b) Based upon the audit procedures performed and the information and explanations given to us and based on our examination of the records of the company, the company has not made any preferential allotment or private placement of shares or convertible debentures (fully, partially or optionally convertible) during the year. Accordingly, the provisions of clause 3(x)(b) of the Order are not applicable to the Company.
- 11) (a) Based upon the audit procedures performed and the information and explanations given to us and based on our examination of the records of the company, no material fraud by the Company or on the company has been noticed or reported during the year.
- (b) No report under sub-section (12) of section 143 of the Companies Act has been filed by the auditors in Form ADT-4 as prescribed under rule 13 of Companies (Audit and Auditors) Rules, 2014 with the Central Government, during the year and up to the date of this report in respect of any fraud against the Company by its officers or employees
- (c) As represented to us by the management, there are no whistle blower complaints received by the company during the year.
- 12) In our opinion and according to the information and explanations given to us, the Company is not a Nidhi Company. Therefore, the provisions of clause 3(xii) of the Order are not applicable to the Company.
- 13) According to the information and explanations given to us and based on our examination of the records of the Company, transactions with the related parties are in compliance with sections 177 and 188 of the Companies Act and details of such transactions have been disclosed in the Financial Statements as required by the applicable accounting standards.



14) (a) In our opinion and based on our examination, the company does not have an internal audit system and is also not required to have an internal audit system as per provisions of the Companies Act 2013.

(b) In view of the above, the provisions of clause 3(xiv)(b) of the Order are not applicable to the Company.

15) Based upon the audit procedures performed and the information and explanations given to us and based on our examination of the records of the company, the company has not entered into any non-cash transactions with directors or persons connected with its directors. Accordingly, the provisions of section 192 of the Companies Act, 2013 are not applicable to the Company.

16) (a) Based upon the audit procedures performed and the information and explanations given to us and based on our examination of the records of the company, in our opinion, the company is not required to be registered under section 45 IA of the Reserve Bank of India Act, 1934.

(b) Based upon the audit procedures performed and the information and explanations given to us and based on our examination of the records of the company, in our opinion, the company has not conducted any Non-Banking Financial or Housing Finance activities without a valid Certificate of Registration (CoR) from the Reserve Bank of India as per the Reserve Bank of India Act, 1934.

(c) Based upon the audit procedures performed and the information and explanations given to us and based on our examination of the records of the company, in our opinion, the company is not a Core Investment Company (CIC) as defined in the regulations made by the Reserve Bank of India.

(d) Based upon the audit procedures performed and the information and explanations given to us and based on our examination of the records of the company, the group does not have any Core Investment Company (CIC).

17) Based upon the audit procedures performed and the information and explanations given to us and based on our examination of the records of the company, the Company has incurred cash losses of ₹ 260.69 Lakhs during the year under consideration and ₹ 261.02 Lakhs in the immediately preceding financial year.

18) There has been no resignation of the statutory auditors during the year and accordingly the provisions of clause 3(xviii) of the Order are not applicable to the Company.



- 19) According to the information and explanations given to us and on the basis of the financial ratios, ageing and expected dates of realization of financial assets and payment of financial liabilities, other information accompanying the financial statements, our knowledge of the Board of Directors and management plans and based on our examination of the evidence supporting the assumptions, nothing has come to our attention, which causes us to believe that any material uncertainty exists as on the date of the audit report that company is not capable of meeting its liabilities existing at the date of balance sheet as and when they fall due within a period of one year from the balance sheet date. We, however, state that this is not an assurance as to the future viability of the company. We further state that our reporting is based on the facts up to the date of the audit report and we neither give any guarantee nor any assurance that all liabilities falling due within a period of one year from the balance sheet date, will get discharged by the company as and when they fall due.
- 20) In our Opinion, the provisions of section 135 are not applicable to the Company. Accordingly, the provisions of clause 3(xx) of the order are not applicable to the Company.
- 21) Based on Rule 6 of the Companies (Accounts) Rules, 2014 provisions for Consolidated Financial Statements are not applicable to the Company. Accordingly, the provisions of clause 3(xxi) of the order are not applicable to the Company.

For M/s Kastury & Talati
Chartered Accountants
Firm's Registration No: 104908W



Dhiren P. Talati: Partner
Membership No: F/41867

Place: Mumbai
Date : 11th May, 2024



"Annexure B" to the Independent Auditors' Report

The Annexure Referred to in paragraph 6B(f) of the Independent Auditor's Report of even date to the members of Chembond Biosciences Limited on the Financial Statements for the year ended March 31, 2024.

Report on the Internal Financial Controls under Clause (i) of Sub-section 3 of Section 143 of the Companies Act, 2013 ("the Act")

We have audited the internal financial controls over financial reporting of Chembond Biosciences Limited ("the Company") as of March 31, 2024 in conjunction with our audit of the Financial statements of the Company for the year ended on that date.

Opinion

In our opinion, the Company has, in all material respects, an adequate internal financial controls system over financial reporting and such internal financial controls over financial reporting were operating effectively as at March 31, 2024, based on the internal control over financial reporting criteria established by the Company considering the essential components of internal control stated in the Guidance Note on Audit of Internal Financial Controls Over Financial Reporting issued by the Institute of Chartered Accountants of India.

Management's Responsibility for Internal Financial Controls

The Company's management is responsible for establishing and maintaining internal financial controls based on the internal control over financial reporting criteria established by the Company considering the essential components of internal control stated in the Guidance Note on Audit of Internal Financial Controls Over Financial Reporting issued by the Institute of Chartered Accountants of India (ICAI). These responsibilities include the design, implementation and maintenance of adequate internal financial controls that were operating effectively for ensuring the orderly and efficient conduct of its business, including adherence to company's policies, the safeguarding of its assets, the prevention and detection of frauds and errors, the accuracy and completeness of the accounting records, and the timely preparation of reliable financial information, as required under the Companies Act, 2013.

Auditors' Responsibility

Our responsibility is to express an opinion on the Company's internal financial controls over financial reporting based on our audit. We conducted our audit in accordance with the Guidance Note on Audit of Internal Financial Controls Over Financial Reporting (the "Guidance Note") and the Standards on Auditing, issued by ICAI and deemed to be prescribed under section 143(10) of the Companies Act, 2013, to the extent applicable to an audit of internal financial controls, both applicable to an audit of Internal Financial Controls and, both issued by the Institute of Chartered Accountants of India. Those Standards and the Guidance Note require that we comply with ethical requirements and plan and perform the audit to obtain reasonable assurance about whether adequate internal financial controls over financial reporting was established and maintained and if such controls operated effectively in all material respects.



Our audit involves performing procedures to obtain audit evidence about the adequacy of the internal financial controls system over financial reporting and their operating effectiveness. Our audit of internal financial controls over financial reporting included obtaining an understanding of internal financial controls over financial reporting, assessing the risk that a material weakness exists, and testing and evaluating the design and operating effectiveness of internal control based on the assessed risk. The procedures selected depend on the auditor's judgment, including the assessment of the risks of material misstatement of the financial statements, whether due to fraud or error.

We believe that the audit evidence we have obtained is sufficient and appropriate to provide a basis for our audit opinion on the Company's internal financial controls system over financial reporting.

Meaning of Internal Financial Controls over Financial Reporting

A company's internal financial control over financial reporting is a process designed to provide reasonable assurance regarding the reliability of financial reporting and the preparation of financial statements for external purposes in accordance with generally accepted accounting principles. A company's internal financial control over financial reporting includes those policies and procedures that (1) pertain to the maintenance of records that, in reasonable detail, accurately and fairly reflect the transactions and dispositions of the assets of the company; (2) provide reasonable assurance that transactions are recorded as necessary to permit preparation of financial statements in accordance with generally accepted accounting principles, and that receipts and expenditures of the company are being made only in accordance with authorisations of management and directors of the company; and (3) provide reasonable assurance regarding prevention or timely detection of unauthorised acquisition, use, or disposition of the company's assets that could have a material effect on the financial statements.

Inherent Limitations of Internal Financial Controls over Financial Reporting

Because of the inherent limitations of internal financial controls over financial reporting, including the possibility of collusion or improper management override of controls, material misstatements due to error or fraud may occur and not be detected. Also, projections of any evaluation of the internal financial controls over financial reporting to future periods are subject to the risk that the internal financial control over financial reporting may become inadequate because of changes in conditions, or that the degree of compliance with the policies or procedures may deteriorate.

Place: Mumbai
Date: 11th May, 2024

For M/s Kastury & Talati
Chartered Accountants
Firm's Registration No: 104908W



Dhiren P. Talati: Partner
Membership No: F/41867



CHEMBOND BIOSCIENCES LIMITED
CIN :U36100MH2011PLC219324
Balance Sheet as at 31st March 2024

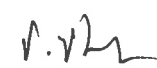
	Notes	As at 31/03/2024 (Rs. In lakhs)	As at 31/03/2023 (Rs. In lakhs)
I ASSETS			
1 Non-current assets			
(a) Property, plant and equipment and Intangible assets			
(i) Property, plant and equipment	2	23.48	16.06
(ii) Capital work-in-progress	2	-	0.00
(iii) Other Intangible Assets	2	0.77	0.90
(b) Financial Assets			
i) Other financial assets	3	15.85	0.20
(c) Deferred Tax Asset (Net)	4	36.87	28.29
(d) Income tax asset (net)	5	0.05	0.11
(e) Other non-current assets	6	2.08	9.09
Total Non - Current Assets		<u>79.09</u>	<u>54.65</u>
2 Current Assets			
(a) Inventories	7	251.13	250.34
(b) Financial Assets			
i) Trade receivables	8	953.43	1,064.78
ii) Cash and cash equivalents	9	54.59	44.70
iii) Other bank balances	10	6.79	-
iv) Other financial assets	11	-	0.65
(d) Other current assets	12	34.19	24.81
Total Current Assets		<u>1,300.13</u>	<u>1,385.27</u>
Total Assets		<u>1,379.22</u>	<u>1,439.93</u>
II EQUITY AND LIABILITIES			
1 Equity			
(a) Equity Share capital	13	190.00	190.00
(b) Other equity	14	(819.18)	(554.44)
Total Equity		<u>(629.18)</u>	<u>(364.44)</u>
2 Non-Current Liabilities			
(a) Financial liabilities			
i) Borrowings	15	584.39	611.86
Total Non - Current Liabilities		<u>584.39</u>	<u>611.86</u>
3 Current liabilities			
(a) Financial liabilities			
i) Trade payables			
Trade payables -MSMED	16	38.44	30.65
Trade payables -Others	16	1,178.21	977.89
iii) Other financial liabilities			0.00
(b) Other current liabilities	17	109.96	143.83
(c) Provisions	18	97.40	40.13
Total Current Liabilities		<u>1,424.01</u>	<u>1,192.51</u>
Total Equity and Liabilities		<u>1,379.22</u>	<u>1,439.93</u>
Significant Accounting Policies and Notes on Financial Statements	1-38		


As per our attached report of even date.
For M/s Kastury & Talati
Chartered Accountants
Firm Reg No. - 104908W



Dhiren P. Talati
Partner
Membership No. F/41867
Mumbai, 11th May, 2024



For and on behalf of the Board of Directors of
Chembond Biosciences Ltd.


Sameer V. Shah
(DIN: 00105721)
Director
Navi Mumbai
11th May 2024


Nirmal V. Shah
(DIN: 00083853)
Director
Navi Mumbai
11th May 2024



CHEMBOND BIOSCIENCES LIMITED
CIN :U36100MH2011PLC219324
Statement of Profit and Loss for the year ended 31st March, 2024

	Notes	FY 2023-24	FY 2022-23
		(Rs. In lakhs)	(Rs. In lakhs)
I Revenue From Operations	19	2,864.87	2,829.56
II Other Income	20	2.03	0.92
III Total Income (I+II)		2,866.90	2,830.48
IV Expenses :			
a. Cost of Materials Consumed	21	1,913.42	1,851.56
b. Changes in Inventories of Finished goods, Work-in-progress and Stock-in-Trade	22	(46.28)	55.89
c. Employee Benefits Expense	23	598.62	590.39
d. Finance Costs	24	51.31	54.82
e. Depreciation and Amortisation expense	25	4.13	10.14
f. Other Expenses	26	619.09	537.66
Total Expenses		3,140.30	3,100.46
V Profit before Exceptional items and Tax		(273.40)	(269.98)
VI Exceptional Items		-	-
VII Profit before Tax		(273.40)	(269.98)
VIII Tax Expense			
Current Tax		-	-
Short/Excess Provision of Previous Year		-	-
Deferred Tax		(8.58)	1.18
Total Tax Expense		(8.58)	1.18
IX Profit for the Year		(264.82)	(271.16)
X Other Comprehensive Income			
1 i) Items that will not be reclassified to profit or loss		0.08	7.70
ii) Income Tax relating to items that will not be reclassified to profit or loss		-	-
2 i) Items that will be reclassified to profit or loss		-	-
ii) Income Tax relating to items that will be reclassified to profit or loss		-	-
Other Comprehensive Income (1+2)		0.08	7.70
Total Comprehensive Income (IX+X)		(264.74)	(263.46)
XI Earning Per Equity Share of Face Value of Rs. 10 each	27		
Basic (in Rs.)		(13.94)	(14.27)
Diluted (in Rs.)		(13.94)	(14.27)

1-38

As per our attached report of even date.
For M/s Kastury & Talati
Chartered Accountants
Firm Reg No. - 104908W


Dhiren P. Talati
Partner
Membership No. F/41867
Mumbai, 11th May, 2024



For and on behalf of the Board of Directors of
Chembond Biosciences Ltd.

Sameer V. Shah
(DIN: 00105721)
Director
Navi Mumbai
11th May 2024

Nirmal V. Shah
(DIN: 00083853)
Director
Navi Mumbai
11th May 2024



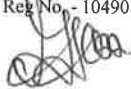
CHEMBOND BIOSCIENCES LIMITED

Cashflow Statement for the Year ended 31st March, 2024

(Rs. In Lakhs)

Particulars	31.03.2024		31.03.2023	
A Cash Flow from Operating Activities				
Profit before tax		(273.40)		(269.98)
Adjustments for :				
Depreciation and amortisation	4.13		10.14	
Finance Cost	51.31		54.82	
		55.45		64.96
		-		-
Operating Profit before working capital changes		(217.95)		(205.02)
Adjustments for :				
Trade and Other Receivables	93.97		(106.25)	
Inventories	(0.79)		111.51	
Trade and Other Payables	231.50		245.75	
		324.68		251.01
Cash generated from operations		106.72		45.99
Direct Taxes paid				(0.17)
Net Cash from Operating Activities (A)		106.72		45.82
B Cash Flow from Investing Activities				
Purchase of Fixed Assets		(11.27)		(11.13)
Net Cash used in Investing Activities (B)		(11.27)		(11.13)
C Cash Flow from Financing Activities				
Proceeds/(Repayment) of Long Term Borrowings		(27.47)		7.86
Finance Cost		(51.31)		(54.82)
Net Cash from Financing Activities (C)		(78.78)		(46.97)
Net (Decrease)/Increase in Cash & Cash Activities (A+B+C)		16.67		(12.29)
Cash and Cash Equivalents and Other Bank Balances as on Opening		44.70		56.99
Cash and Cash Equivalents and Other Bank Balances as on Closing		61.38		44.70

As per our attached report of even date.
For M/s Kastury & Talati
Chartered Accountants
Firm Reg No. - 104908W



Dhiren P. Talati
Partner
Place: Mumbai
Date: 11th May 2024



For and on behalf of the Board of Directors of
Chembond Biosciences Ltd.



Sameer V. Shah
(DIN: 00105721)
Director
Navi Mumbai
11th May 2024



Nirmal V. Shah
(DIN: 00083853)
Director
Navi Mumbai
11th May 2024



Chembond Biosciences Limited
Statement of Changes in Equity as at 31st March 2024

(a) EQUITY SHARE CAPITAL


	No. of Shares	(Rs. In lakhs)
Balance as at 31st March 2022	19,00,000	190.00
Changes in equity share capital	-	-
Balance as at 31st March 2023	19,00,000	190.00
Changes in equity share capital	-	-
Balance as at 31st March 2024	19,00,000	190.00

(b) OTHER EQUITY

(Rs. In lakhs)

Particulars	Profit and Loss Account	Total other equity
Balance as at 31st March 2022	(290.97)	(290.97)
Profit for the year	(271.16)	(271.16)
Other comprehensive income for the year	7.70	7.70
Total Comprehensive Income	(263.46)	(263.46)
Balance as at 31st March 2023	(554.44)	(554.44)
Profit for the year	(264.82)	(264.82)
Other comprehensive income for the year	0.08	0.08
Total Comprehensive Income	(264.74)	(264.74)
Balance as at 31st March 2024	(819.18)	(819.18)

As per our attached report of even date.
For M/s Kastury & Talati
Chartered Accountants
Firm Reg No. - 104908W



Dhiren P. Talati
Partner
Membership No. F/41867
Mumbai, 11th May 2024




For and on behalf of the Board of Directors
Chembond Biosciences Ltd.



Sameer V. Shah
(DIN: 00105721)
Director
Navi Mumbai,
11th May 2024



Nirmal V. Shah
(DIN: 00083853)
Director
Navi Mumbai,
11th May 2024



Notes to the Financial Statements for the year ended March 31, 2024

COMPANY INFORMATION:

Chembond Bioscience Limited (the Company) is a public limited Company domiciled in India and incorporated under the provisions of the Companies Act, 1956. The Registered office address of the Company is situated at Chembond Center, EL-71, MIDC Mahape, Navi Mumbai -400710, Maharashtra.

The Company is engaged in manufacturing of Speciality Chemicals and Animal Health Product.

1. SIGNIFICANT ACCOUNTING POLICIES AND KEY ACCOUNTING ESTIMATES AND JUDGEMENTS

1.1 Basis of preparation of financial statements and presentation

The financial statements of the Company are prepared in Compliance with Indian Accounting Standards ('Ind AS') notified under Section 133 of the Companies Act, 2013, read together with the Companies (Indian Accounting Standards) Rules, 2015 and Companies (Indian Accounting Standards) Amendment Rules, 2016 and other relevant provisions of the Act. The Statements are prepared under the historical cost convention on the accrual basis except for certain financial instruments which are measured at fair values at the end of each reporting period, as stated in the accounting policies set out below.

The accounting policies have been applied consistently over all the periods presented in these financial statements except where a newly-issued accounting standard is initially adopted or a revision to an existing accounting standard requires a change in the accounting policy hitherto in use.

The financial statements are prepared in INR, which is the company's functional currency.

1.2 Summary of significant accounting policies

a) Property, Plant and Equipment

Property, plant and equipment (PPE) are stated at historical cost less accumulated depreciation and accumulated impairment losses if any except freehold land which is carried at historical cost. Historical cost comprises of its purchase price including taxes (other than those subsequently recoverable from tax authorities), duties, freight and other directly attributable costs related to the acquisition or construction of the respective assets. Profit or Loss on disposal of tangible assets is recognised in the Statement of Profit and Loss.


Subsequent costs are included in the asset's carrying amount or recognised as a separate asset, as appropriate, only when it is probable that future economic benefits associated with the item will flow to the Company and the cost of the item can be measured reliably. The carrying amount of any component accounted for as a separate asset is derecognised when replaced. All other repairs and maintenance are charged to the Statement of Profit and Loss during the reporting period in which they are incurred.

b) Intangible Assets:

Intangible Assets are stated at historical cost less accumulated amortisation and accumulated impairment loss, if any. Profit or Loss on disposal of intangible assets is recognised in the Statement of Profit and Loss.

c) Capital Work in Progress & Capital Advances

Capital work-in-progress comprises the cost of assets that are yet not ready for their intended use at the balance sheet date. Advances given towards acquisition of fixed assets outstanding at each balance sheet date are classified as Capital Advances under Other Non-Current Assets.



d) Depreciation and Amortization

Depreciation on PPE (other than free hold and lease hold land) has been provided based on useful life of the assets in accordance with Schedule II of the Companies Act, 2013, on Straight Line Method. Freehold land is not depreciated. Leasehold land and leasehold improvements are amortized over the primary period of lease.

Depreciation methods, useful lives and residual value are reviewed at each reporting date and adjusted prospectively, if appropriate.

e) Revenue Recognition

Revenue is measured at the fair value of consideration received or receivable. Amounts disclosed as revenue are inclusive of excise duty and net of returns, trade discount or rebates and applicable taxes and duties collected on behalf of the government and which are levied on such sales.

The Company recognises revenue when the amount of revenue can be reliably measured and it is probable that future economic benefits will flow to the Company.

- i. Revenue from sale of goods is recognised on transfer of all significant risks and rewards of ownership to the buyer as per terms of Contract.
- ii. Revenue from services is recognised pro-rata as and when services are rendered.
- iii. Interest income is recognised using effective interest method on time proportion basis taking in to account the amount outstanding.
- iv. Dividend income is recognised when the Company's right to receive is established by the reporting date, which is generally when shareholders approve the dividend.

f) Lease Accounting

Leases are classified as finance leases whenever the terms of the lease, transfers substantially all risks and rewards of ownership to the lessee. All other leases are classified as operating leases. Lease rentals on assets and premises taken on operating lease are recognised as expense in the Statement of Profit and Loss on an accrual basis over the lease term.

g) Inventory

Inventories are valued at lower of the cost determined on weighted average basis or net realisable value. The comparison of cost and net realisable value is made on an item-by-item basis. Damaged, unserviceable and inert stocks are valued at net realizable value.


Cost of inventory comprises all costs of purchase, duties, taxes (other than those subsequently recoverable from tax authorities) and all other costs incurred in bringing the inventory to their present location and condition

Cost of finished goods and work-in-progress includes the cost of materials, an appropriate allocation of overheads and other costs incurred in bringing the inventories to their present location and condition.

The Company considers factors like estimated shelf life, product discontinuances and ageing of inventory in determining the provision for slow moving, obsolete and other non-saleable inventory and adjusts the inventory provisions to reflect the recoverable value of inventory.

h) Impairment

Goodwill and intangible assets that have an indefinite useful life are not subject to amortisation and are tested annually for impairment, or more frequently if event or changes are indicative in circumstances indicate that they might be impaired. Assets that have a definite useful life are tested for impairment whenever events or changes in circumstances that indicate that the carrying amount may not be recoverable. Management periodically assesses using external and internal sources, whether there is an indication that an asset may be impaired. An Impairment loss is recognised for the amount by which the assets carrying amount exceeds its recoverable amount. An impairment loss is charged to the Profit and Loss Account in the year in which an asset is identified as impaired.



impairment loss recognized in prior accounting periods is reversed if there has been change in the estimate of the recoverable amount.

i) Financial Instruments

A financial instrument is any contract that gives rise to a financial asset of one entity and a financial liability or equity instrument of another entity. Financial instruments also include derivative contracts such as foreign currency foreign exchange forward contracts, futures and currency options.

i. Financial assets

Classification

The Company shall classify financial assets as subsequently measured at amortised cost, fair value through other comprehensive income (FVOCI) or fair value through profit and loss (FVTPL) on the basis of its business model for managing the financial assets and the contractual cash flow characteristics of the financial asset.

Initial recognition and measurement

All financial assets are recognised initially at fair value plus, in the case of financial assets not recorded at fair value through profit or loss, transaction costs that are attributable to the acquisition of the financial asset. Purchases or sales of financial assets that require delivery of assets within a time frame established by regulation or convention in the market place (regular way trades) are recognised on the trade date, i.e., the date that the Company commits to purchase or sell the asset.

Where the fair value of a financial asset at initial recognition is different from its transaction price, the difference between the fair value and the transaction price is recognised as a gain or loss in the Statement of Profit and Loss at initial recognition if the fair value is determined through a quoted market price in an active market for an identical asset (i.e. level 1 input) or through a valuation technique that uses data from observable markets (i.e. level 2 input).

In case the fair value is not determined using a level 1 or level 2 input as mentioned above, the difference between the fair value and transaction price is deferred appropriately and recognised as a gain or loss in the Statement of Profit and Loss only to the extent that such gain or loss arises due to a change in factor that market participants take into account when pricing the financial asset.

However, trade receivables that do not contain a significant financing component are measured at transaction price.

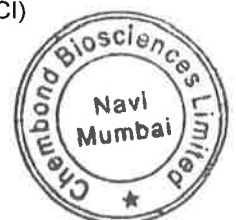
Subsequent measurement

For subsequent measurement, the Company classifies a financial asset in accordance with the below criteria:

- i) The Company's business model for managing the financial asset and
- ii) The contractual cash flow characteristics of the financial asset.

Based on the above criteria, the Company classifies its financial assets into the following categories:

- i) Financial assets measured at amortised cost
- ii) Financial assets measured at fair value through other comprehensive income (FVTOCI)
- iii) Financial assets measured at fair value through profit or loss (FVTPL)



i. Financial assets measured at amortised cost

A financial asset is measured at the amortised cost if both the following conditions are met:

- a) The Company's business model objective for managing the financial asset is to hold financial assets in order to collect contractual cash flows, and
- b) The contractual terms of the financial asset give rise on specified dates to cash flows that are solely payments of principal and interest on the principal amount outstanding.

This category applies to cash and bank balances, trade receivables, loans and other financial assets of the Company. Such financial assets are subsequently measured at amortised cost.

ii. Financial assets measured at FVTOCI:

A financial asset is measured at FVTOCI if both of the following conditions are met:

- a) The Company's business model objective for managing the financial asset is achieved both by collecting contractual cash flows and selling the financial assets, and
- b) The contractual terms of the financial asset give rise on specified dates to cash flows that are solely payments of principal and interest on the principal amount outstanding.

This category applies to certain investments in debt instruments. Such financial assets are subsequently measured at fair value at each reporting date. Fair value changes are recognised in the Other Comprehensive Income (OCI). However, the Company recognises interest income and impairment losses and its reversals in the Statement of Profit and Loss.


On Derecognition of such financial assets, cumulative gain or loss previously recognised in OCI is reclassified from equity to Statement of Profit and Loss.

Further, the Company, through an irrevocable election at initial recognition, has measured certain investments in equity instruments at FVTOCI. The Company has made such election on an instrument by instrument basis. These equity instruments are neither held for trading nor are contingent consideration recognised under a business combination. Pursuant to such irrevocable election, subsequent changes in the fair value of such equity instruments are recognised in OCI. However, the Company recognises dividend income from such instruments in the Statement of Profit and Loss when the right to receive payment is established, it is probable that the economic benefits will flow to the Company and the amount can be measured reliably.

On Derecognition of such financial assets, cumulative gain or loss previously recognised in OCI is not reclassified from the equity to Statement of Profit and Loss. However, the Company may transfer such cumulative gain or loss into retained earnings within equity.

iii. Financial assets measured at FVTPL:

A financial asset is measured at FVTPL unless it is measured at amortised cost or at FVTOCI as explained above. This is a residual category applied to all other investments of the Company excluding investments in subsidiary and associate companies. Such financial assets are subsequently measured at fair value at each reporting date. Fair value changes are recognised in the Statement of Profit and Loss.



De-recognition

A financial asset (or, where applicable, a part of a financial asset or part of a group of similar financial assets) is derecognised (i.e. removed from the Company's Balance Sheet) when any of the following occurs:

- i. The contractual rights to cash flows from the financial asset expires;
- ii. The Company transfers its contractual rights to receive cash flows of the financial asset and has substantially transferred all the risks and rewards of ownership of the financial asset;
- iii. The Company retains the contractual rights to receive cash flows but assumes a contractual obligation to pay the cash flows without material delay to one or more recipients under a 'pass-through' arrangement (thereby substantially transferring all the risks and rewards of ownership of the financial asset)
- iv. The Company neither transfers nor retains substantially all risk and rewards of ownership and does not retain control over the financial asset.

In cases where Company has neither transferred nor retained substantially all of the risks and rewards of the financial asset, but retains control of the financial asset, the Company continues to recognise such financial asset to the extent of its continuing involvement in the financial asset. In that case, the Company also recognises an associated liability. The financial asset and the associated liability are measured on a basis that reflects the rights and obligations that the Company has retained.

On Derecognition of a financial asset, (except as mentioned in (ii) above for financial assets measured at FVTOCI), the difference between the carrying amount and the consideration received is recognised in the Statement of Profit and Loss.

Impairment of financial assets


The Company applies expected credit losses (ECL) model for measurement and recognition of loss allowance on the following:

- i. Trade receivables
- ii. Financial assets measured at amortised cost (other than trade receivables)
- iii. Financial assets measured at fair value through other comprehensive income (FVTOCI)

In case of trade receivables, the Company follows a simplified approach wherein an amount equal to lifetime ECL is measured and recognised as loss allowance. In case of other assets (listed as (ii) and (iii) above), the Company determines if there has been a significant increase in credit risk of the financial asset since initial recognition. If the credit risk of such assets has not increased significantly, an amount equal to 12-month ECL is measured and recognised as loss allowance.

However, if credit risk has increased significantly, an amount equal to lifetime ECL is measured and recognised as loss allowance.

Subsequently, if the credit quality of the financial asset improves such that there is no longer a significant increase in credit risk since initial recognition, the Company reverts to recognising impairment loss allowance based on 12-month ECL.



ii. Financial liabilities

Initial recognition and measurement

The Company recognises a financial liability in its Balance Sheet when it becomes party to the contractual provisions of the instrument. All financial liabilities are recognised initially at fair value minus, in the case of financial liabilities not recorded at fair value through profit or loss (FVTPL), transaction costs that are attributable to the acquisition of the financial liability.

Where the fair value of a financial liability at initial recognition is different from its transaction price, the difference between the fair value and the transaction price is recognised as a gain or loss in the Statement of Profit and Loss at initial recognition if the fair value is determined through a quoted market price in an active market for an identical asset (i.e. level 1 input) or through a valuation technique that uses data from observable markets (i.e. level 2 input).

In case the fair value is not determined using a level 1 or level 2 input as mentioned above, the difference between the fair value and transaction price is deferred appropriately and recognised as a gain or loss in the Statement of Profit and Loss only to the extent that such gain or loss arises due to a change in factor that market participants take into account when pricing the financial liability.

Subsequent measurement:

All financial liabilities of the Company are subsequently measured at amortised cost using the effective interest method.

Under the effective interest method, the future cash payments are exactly discounted to the initial recognition value using the effective interest rate. The cumulative amortisation using the effective interest method of the difference between the initial recognition amount and the maturity amount is added to the initial recognition value (net of principal repayments, if any) of the financial liability over the relevant period of the financial liability to arrive at the amortised cost at each reporting date. The corresponding effect of the amortisation under effective interest method is recognised as interest expense over the relevant period of the financial liability. The same is included under finance cost in the Statement of Profit and Loss.

Derecognition

A financial liability is derecognised when the obligation under the liability is discharged or cancelled or expires. When an existing financial liability is replaced by another from the same lender on substantially different terms, or the terms of an existing liability are substantially modified, such an exchange or modification is treated as the derecognition of the original liability and the recognition of a new liability. The difference in the respective carrying amounts is recognised in the statement of profit and loss.

j) Fair Value Measurement

The Company's measures Financial Instruments at fair value at each Balance sheet date.

Fair value is the price that would be received to sell an asset or paid to transfer a liability in an orderly transaction between market participants at the measurement date. The fair value measurement is based on the presumption that the transaction to sell the asset or transfer the liability takes place either:

- In the principal market for the asset or liability, or
- In the absence of a principal market, In the most advantageous market for the asset or liability

The principal or the most advantageous market must be accessible by the Company.



The fair value of an asset or a liability is measured using the assumptions that market participants would use when pricing the asset or liability, assuming that market participants act in their economic best interest.

The Company uses valuation techniques that are appropriate in the circumstances and for which sufficient data are available to measure fair value, maximising the use of relevant observable inputs and minimising the use of unobservable inputs.

- All assets and liabilities for which fair value is measured or disclosed in the financial statements are categorised within the fair value hierarchy, described as follows, based on the lowest level input that is significant to the fair value measurement as a whole: Level 1 - Quoted (unadjusted) market prices in active markets for identical assets or liabilities
- Level 2 - Valuation techniques for which the lowest level input that is significant to the fair value measurement is directly or indirectly observable
- Level 3 - Valuation techniques for which the lowest level input that is significant to the fair value measurement is unobservable

For assets and liabilities that are recognised in the financial statements on a recurring basis, the Company determines whether transfers have occurred between levels in the hierarchy by re-assessing categorisation (based on the lowest level input that is significant to the fair value measurement as a whole) at the end of each reporting period.

For the purpose of fair value disclosures, the Company has determined classes of assets and liabilities on the basis of the nature, characteristics and risks of the asset or liability and the level of the fair value hierarchy as explained above.

k) Foreign Currency Translation:

Transactions in foreign currencies entered into by the Company are accounted in the functional currency at the exchange rates prevailing on the date of the transaction. Monetary assets and liabilities denominated in foreign currency are translated at functional currency closing rate of exchange at the reporting date. Exchange differences arising on foreign exchange transactions settled during the year are recognised in the statement of profit and loss.

l) Trade Receivables

Trade receivables are recognised initially at fair value and subsequently measured at amortised cost using the effective interest method, less provision for impairment.

m) Income Taxes

Income tax expenses comprises of current and deferred tax expense and is recognised in the statement of profit or loss except to the extent that it relates to items recognized directly in equity or in OCI, in which case, the tax is also recognised in directly in equity or OCI respectively.

Current tax:

Current tax is the amount expected tax payable or recoverable on the taxable profit or loss for the year and any adjustment to the tax payable or recoverable in respect of previous years. It is measured using tax rates enacted or substantively enacted by the end of reporting period. Management periodically evaluates positions taken in the tax returns with respect to situations in which applicable tax regulations are subject to interpretation and establishes provisions where appropriate

Deferred tax:

Deferred tax is recognized on temporary differences between the carrying amounts of assets and liabilities in the financial statements and the corresponding tax bases used in the computation of taxable profit under Income Tax Act, 1961.

Deferred tax assets and liabilities are measured at the tax rates that have been enacted or substantively enacted by the Balance Sheet date and are expected to apply to taxable income in the years in which those temporary differences are expected to be recovered or settled. The carrying amount of Deferred tax liabilities and assets are reviewed at the end of each reporting period.



n) Cash and Cash Equivalents

Cash and cash equivalents for the purpose of Cash Flow Statement comprise cash and cheques in hand, bank balances, demand deposits with banks where the original maturity is three months or less and other short term highly liquid investments net of bank overdrafts which are repayable on demand as these form an integral part of the Company's cash management.

o) Employee Benefits

Short Term Employee Benefits:

All employee benefits payable wholly within twelve months of rendering the service are classified as short term employee benefits and they are recognized in the period in which the employee renders the related service. The Company recognizes the undiscounted amount of short term employee benefits expected to be paid in exchange for services rendered as a liability (accrued expense) after deducting any amount already paid. The Company does not allow any accumulation of leave balance or encashment thereof.

Post-Employment Benefits:

i. Defined Contribution plans:

Defined contribution plans are Employee's Provident Fund scheme, Employee state insurance scheme for all applicable employees and superannuation scheme for eligible employees. The Company contribution for the year paid / payable to a defined contribution plan as an expense in the Statement of Profit and Loss.

ii. Defined Benefit plans:

Pension Scheme:

The Company operates a defined benefit pension plan for certain specified employees and is payable upon the employee satisfying certain conditions, as approved by the Board of Directors.

Gratuity

The Company operates a defined benefit gratuity plan for employees. The Company contributes to a separate entity (a fund) administered by LIC, towards meeting the Gratuity obligation.

The cost of providing defined benefits is determined using the Projected Unit Credit method with actuarial valuations being carried out at each reporting date. The defined benefit obligations recognized in the Balance Sheet represent the present value of the defined benefit obligations as reduced by the fair value of plan assets, if applicable. Any defined benefit asset (negative defined benefit obligations resulting from this calculation) is recognized representing the present value of available refunds and reductions in future contributions to the plan.

All expenses represented by current service cost, past service cost, if any, and net interest on the defined benefit liability / (asset) are recognized in the statement of profit and loss. Remeasurements of the net defined benefit liability/ (asset) comprising actuarial gains and losses and the return on the plan assets (excluding amounts included in net interest on the net defined benefit liability/asset), are recognized in Other Comprehensive Income. Such remeasurements are not reclassified to the Statement of Profit and Loss in the subsequent periods.

The Company presents the above liability/(asset) as current and non-current in the Balance Sheet as per actuarial valuation by the independent actuary.



p) Research and Development

Revenue expenditure on Research and Development is charged to Profit and Loss Account as incurred. Capital expenditure on assets acquired for Research and Development is added to PPE and depreciated in accordance with the policies stated for Property, Plant and Equipment and Intangible Assets.

q) Borrowing Cost

Borrowing cost includes interest, amortisation of ancillary costs incurred in connection with the arrangement of borrowings and exchange differences arising from foreign currency borrowings to the extent they are regarded as an adjustment to the interest cost.

Borrowing costs, if any, directly attributable to the acquisition, construction or production of an asset that necessarily takes a substantial period of time to get ready for its intended use or sale are capitalized, if any. All other borrowing costs are expensed in the period in which they occur.

r) Earnings per share

Earnings per share (EPS) is calculated by dividing the net profit for the year attributable to the equity shareholders by weighted average number of equity shares outstanding during the year.

For the purpose of calculating diluted earnings per share, the net profit for the period attributable to equity shareholders and weighted average number of shares outstanding during the period is adjusted for the effects of all diluted potential equity shares.


s) Current / Non-Current Classification:

Any asset or liability is classified as current if it satisfies any of the following conditions:

- i. the asset/liability is expected to be realised/ settled in the Company's normal operating cycle;
- ii. the asset is intended for sale or consumption;
- iii. the asset/liability is held primarily for the purpose of trading;
- iv. the asset/liability is expected to be realised/ settled within twelve months after the reporting period
- v. the asset is cash or cash equivalent unless it is restricted from being exchanged or used to settle a liability for at least twelve months after the reporting date;
- vi. in the case of a liability, the Company does not have an unconditional right to defer settlement of the liability for at least twelve months after the reporting date.

All other assets and liabilities are classified as non-current

For the purpose of current / non-current classification of assets and liabilities, the Company has ascertained its normal operating cycle as twelve months and other criteria set out in the Schedule III to the Companies Act, 2013. This is based on the nature of product/services and the time taken between the acquisition of assets for processing and their realization in cash and cash equivalents.



t) Provisions, Contingent Liabilities and Contingent Assets

Provisions are recognized for liabilities that can be measured only by using a substantial degree of estimation, if

- (a) the Company has a present obligation as a result of a past event;
- (b) a probable outflow of resources is expected to settle the obligation; and
- (c) the amount of the obligation can be reliably estimated.

Reimbursement expected in respect of expenditure required to settle a provision is recognised only when it is virtually certain that the reimbursement will be received.

Contingent liability is disclosed in case of

- (a) a present obligation arising from past events, when it is not probable that an outflow of resources will be required to settle the obligation;
- (b) a present obligation when no reliable estimate is possible; and
- (c) a possible obligation arising from past events where the probability of outflow of resources is not remote.

Contingent Assets are neither recognised, nor disclosed.

Provision, Contingent Liabilities and Contingent Assets are reviewed at each balance Sheet date.

u) Key accounting estimates and judgements


The preparation of the Company's financial statements requires the management to make judgements, estimates and assumptions that affect the reported amounts of revenues, expenses, assets and liabilities, and the accompanying disclosures, and the disclosure of contingent liabilities. Uncertainty about these assumptions and estimates could result in outcomes that require a material adjustment to the carrying amount of assets or liabilities affected in future periods.

The areas involving critical estimates or judgements are:

- a. Estimation of taxes
- b. Determination of the estimated useful lives of intangible assets and determining intangible assets having an indefinite useful life.
- c. Determination of the estimated useful lives of tangible assets and the assessment as to which components of the cost may be capitalized
- d. Recognition and measurement of defined benefit obligations, key actuarial assumptions
- e. Recognition and measurement of provisions and contingencies, key assumptions about the likelihood and magnitude of an outflow of resources
- f. Fair value of financial instruments

v) Events after reporting date

Where events occurring after the Balance Sheet date provide evidence of conditions that existed at the end of the reporting period, the impact of such events is adjusted within the Financial Statements. Otherwise, events after the Balance Sheet date of material size or nature are only disclosed.




w) Non-current Assets held for sale

The Company classifies non-current assets as held for sale if their carrying amounts will be recovered principally through a sale rather than through continuing use of the assets and actions required to complete such sale indicate that it is unlikely that significant changes to the plan to sell will be made or that the decision to sell will be withdrawn. Also, such assets are classified as held for sale only if the management expects to complete the sale within one year from the date of classification.

Non-current assets classified as held for sale are measured at the lower of their carrying amount and the fair value less cost to sell. Non-current assets are not depreciated or amortised.

x) Earnings Per Share (EPS)

Basic Earnings Per Share is calculated by dividing the net profit attributable to the equity shareholders of the Company with the weighted average number of equity shares outstanding during the financial year, adjusted for treasury shares. Diluted Earnings Per Share is calculated by dividing net profit attributable to the equity shareholders of the Company with the weighted average number of shares outstanding during the financial year, adjusted for the effects of all dilutive potential equity shares.



NOTES FORMING PART OF THE FINANCIAL STATEMENTS AS AT 31st March, 2024

Note No. 2 "PROPERTY, PLANT AND EQUIPMENT AND OTHER INTANGIBLE ASSET"

(Rs. In lakhs)

PARTICULARS	RATE %	GROSS BLOCK				DEPRECIATION/AMORTISATION				Revaluation on Assets (> 10%)	Impairment of Assets	NET BLOCK	
		AS AT 01.04.2023	ADDITIONS DURING YEAR	DEDUCTIONS DURING YEAR	AS AT 31.03.2024	AS AT 01.04.2023	For the year	DEDUCTIONS DURING YEAR	As at 31.03.2024			As at 31.03.2024	As at 31.03.2023
Tangible Assets													
Plant & Machinery		9.82	5.61	-	15.43	0.26	0.70	-	0.96	-	-	14.47	9.56
Office Equipment		0.04	-	-	0.04	0	0.04	-	0.04	-	-	0.00	0.04
Factory Equipment		2.82	1.52	-	4.34	0.24	0.30	-	0.54	-	-	3.80	2.58
Computer Hardware		9.38	2.10	-	11.48	5.50	2.95	-	8.45	-	-	3.03	3.88
Electrical Fittings		-	2.19	-	2.19	-	0.01	-	0.01	-	-	2.18	-
Intangible Assets													
Computer Software		1.23	-	-	1.23	0.33	0.13	-	0.46	-	-	0.77	0.90
Total		23.29	11.42	-	34.72	6.34	4.13	-	10.47	-	-	24.25	16.96
Capital Work in Progress		-	-	-	-	-	-	-	-	-	-	-	-

NOTES FORMING PART OF THE FINANCIAL STATEMENTS AS AT 31st March, 2023

Note No. 2 "PROPERTY, PLANT AND EQUIPMENT AND OTHER INTANGIBLE ASSET"

(Rs. In lakhs)

PARTICULARS	RATE %	GROSS BLOCK				DEPRECIATION/AMORTISATION				Revaluation on Assets (> 10%)	Impairment of Assets	NET BLOCK	
		AS AT 01.04.2022	ADDITIONS DURING YEAR	DEDUCTIONS DURING YEAR	AS AT 31.03.2023	AS AT 01.04.2022	For the year	DEDUCTIONS DURING YEAR	As at 31.03.2023			As at 31.03.2023	As at 31.03.2022
Tangible Assets													
Plant & Machinery		1.11	8.71	-	9.82	0.02	0.24	-	0.26	-	-	9.56	1.09
Office Equipment		-	0.04	-	0.04	-	0.00	-	0.00	-	-	0.04	-
Factory Equipment		0.58	2.24	-	2.82	0.15	0.09	-	0.24	-	-	2.58	0.43
Computer Hardware		7.94	1.44	-	9.38	2.84	2.66	-	5.50	-	-	3.88	5.10
Intangible Assets													
Technical Know How		49.26	-	-	49.26	42.22	7.04	-	49.26	-	-	-	7.04
Computer Software		1.23	-	-	1.23	0.22	0.12	-	0.33	-	-	0.90	1.02
Total		60.12	12.43	-	72.55	45.45	10.14	-	55.59	-	-	16.96	14.67
Capital Work in Progress		1.30	6.72	8.02	-	-	-	-	-	-	-	-	1.30



CHEMBOND BIOSCIENCES LIMITED
Notes forming part of Financial Statements for the year ended 31st March, 2024

3	OTHER FINANCIAL ASSETS (Unsecured & considered good)	As at 31/03/2024	As at 31/03/2023
		(Rs. In lakhs)	(Rs. In lakhs)
	Other Deposits	15.85	0.20
	Total	15.85	0.20
4	DEFERRED TAX ASSET (NET)	As at 31/03/2024	As at 31/03/2023
		(Rs. In lakhs)	(Rs. In lakhs)
	Deferred tax Liability		
	Depreciation	(2.50)	(2.05)
	Deferred tax Asset		
	Gratuity	(1.58)	(2.59)
	MAT Credit	17.19	17.19
	Provision for Doubtful Debts	23.76	15.74
		39.37	30.34
	Net Deferred Tax Asset	36.87	28.29
5	INCOME TAX ASSET (NET)	As at 31/03/2024	As at 31/03/2023
		(Rs. In lakhs)	(Rs. In lakhs)
	Income Tax (Net of Provision)	0.05	0.11
	Total	0.05	0.11
6	OTHER NON-CURRENT ASSETS	As at 31/03/2024	As at 31/03/2023
		(Rs. In lakhs)	(Rs. In lakhs)
	Other Advances	0.68	4.17
	Gratuity	1.40	4.92
	Total	2.08	9.09
7	INVENTORIES (At lower of Cost and Net Realisable Value)	As at 31/03/2024	As at 31/03/2023
		(Rs. In lakhs)	(Rs. In lakhs)
	Raw Material	101.70	165.65
	Packing Material	18.15	13.83
	Finished Goods	110.80	64.52
	WIP Inventory	20.48	0.00
	Stock-in-Trade	-	6.35
	Total	251.13	250.34
8	TRADE RECEIVABLES (Unsecured)	As at 31/03/2024	As at 31/03/2023
		(Rs. In lakhs)	(Rs. In lakhs)
	Unsecured Considered doubtful	91.37	60.53
		-	-
		91.37	60.53
	OTHER DEBTS (CONSIDERED GOOD)	1,044.80	1,125.30
	Unsecured Considered Good	953.43	1,064.78
	Unsecured Considered doubtful	91.37	60.53
	Less : Provision for Doubtful Debts	91.37	60.53
	Total	953.43	1,064.78
a.	For Related party transactions Refer Note No.29		
9	CASH AND CASH EQUIVALENTS	As at 31/03/2024	As at 31/03/2023
		(Rs. In lakhs)	(Rs. In lakhs)
	Balances with banks		
	In Current Accounts	54.57	44.58
	Cash on hand	0.01	0.12
	Total	54.59	44.70



10	OTHER BANK BALANCES	As at 31/03/2024	As at 31/03/2023
		(Rs. In lakhs)	(Rs. In lakhs)
	Margin money (Including deposits with original maturity of more than 3 months)	6.79	-
	Total	6.79	-

11	OTHER FINANCIAL ASSETS (Unsecured & considered good)	As at 31/03/2024	As at 31/03/2023
		(Rs. In lakhs)	(Rs. In lakhs)
	Deposit - Excise	-	0.65
	Total	-	0.65

12	OTHER CURRENT ASSETS	As at 31/03/2024	As at 31/03/2023
		(Rs. In lakhs)	(Rs. In lakhs)
	Prepaid expenses	1.97	4.10
	Balances with government authorities (Input Service Tax)	-	0.68
	Gratuity	4.69	5.03
	Others Advances	27.54	15.00
	Total	34.19	24.81

13	SHARE CAPITAL	As at 31/03/2024	As at 31/03/2023
		(Rs. In lakhs)	(Rs. In lakhs)
	Authorised 30,00,000 (30,00,000) Equity Shares of Rs. 10/- each	300.00	300.00
	Issued, Subscribed and Paid up 19,00,000 (19,00,000) Equity Shares of Rs. 10/- each fully paid up	190.00	190.00
	Total	190.00	190.00

Reconciliation of the equity shares outstanding at the beginning and

a	at the end of the reporting year:	As at 31/03/2024	As at 31/03/2023
		No of Shares	No of Shares
	Number of shares outstanding at the beginning of the year	19,00,000	19,00,000
	Additions during the year	-	-
	Deductions during the year	-	-
	Number of shares outstanding at the end of the year	19,00,000	19,00,000

b Details of Shareholders holding more than 5% Shares

Name of the Shareholder	As at 31/03/2024	As at 31/03/2023
	No of Shares	No of Shares
Chembond Chemical Ltd (the Holding Company) Shareholding of Chembond Chemicals Ltd., includes 6 shares held by individuals as nominees of the Company	19,00,000	19,00,000

c Terms/Rights attached to Equity Shares

The Company has only one class of Equity Shares having a par value of Rs. 10/- per share. Each holder of equity shares is entitled to one vote per share. In the event of liquidation of the Company, the holders of Equity Shares will be entitled to receive remaining assets of the Company, after distribution of all preferential amounts. The distribution will be in proportion to the number of Equity Shares held by the shareholders.

d Disclosure of shareholding of promoters as at March 31, 2024 is as follows:

Shares held by promoters at the end of the year				% Dchange during the year
S. No.	Promoter Name	No. of shares	% of total Shares	
1	Chembond Chemicals Limited	18,99,994	99.9997%	No Dchange
2	Sameer V. Shah Jtly Shilpa S. Shah*	1	0.0001%	
3	Nirmal V. Shah Jtly Mamta N. Shah*	1	0.0001%	
4	Mamta N. Shah Jtly Nirmal V. Shah*	1	0.0001%	
5	Shilpa S. Shah Jtly Sameer V. Shah*	1	0.0001%	
6	Padma V. Shah*	1	0.0001%	
7	Bhadresh D. Shah Jtly with Parul B. Shah*	1	0.0001%	
		19,00,000	100.000000	

*Shareholding of Chembond Chemicals Ltd., includes 6 shares held by individuals as nominees of the Company

Disclosure of shareholding of promoters as at March 31, 2023 is as follows:

Shares held by promoters at the end of the year				% Dchange during the year
S. No.	Promoter Name	No. of shares	% of total Shares	
1	Chembond Chemicals Limited	18,99,994	99.9997%	No Dchange
2	Sameer V. Shah Jtly Shilpa S. Shah*	1	0.0001%	
3	Nirmal V. Shah Jtly Mamta N. Shah*	1	0.0001%	
4	Mamta N. Shah Jtly Nirmal V. Shah*	1	0.0001%	
5	Shilpa S. Shah Jtly Sameer V. Shah*	1	0.0001%	
6	Padma V. Shah*	1	0.0001%	
7	Bhadresh D. Shah Jtly with Parul B. Shah*	1	0.0001%	
		19,00,000	100.000000	


*Shareholding of Chembond Chemicals Ltd., includes 6 shares held by individuals as nominees of the Company



14 OTHER EQUITY		As at 31/03/2024	As at 31/03/2023
		No of Shares	(Rs. In lakhs)
Retained Earnings			
As per last year		(564.31)	(293.15)
Add: Profit for the Year		(264.82)	(271.16)
Add: Transfer from Revaluation Reserve			
		(829.13)	(564.31)
Other Comprehensive Income (OCI)			
Remeasurements of the net defined benefit Plans			
As per last year		9.88	2.18
Movement During the Year		0.08	7.70
		9.95	9.88
Total		(819.18)	(554.44)
15 BORROWINGS		As at 31/03/2024	As at 31/03/2023
		No of Shares	(Rs. In lakhs)
Secured			
Working Capital Loan from Banks		584.39	611.86
Total		584.39	611.86
a Working Capital loan is secured by Chembond chemicals limited FDR			
16 TRADE PAYABLES		As at 31/03/2024	As at 31/03/2023
		(Rs. In lakhs)	(Rs. In lakhs)
Micro, Small and Medium Enterprises		38.44	30.65
Others		1,178.21	977.89
Total		1,216.65	1,008.54
a For Related party transaction Refer Note No.29			
b The Company has amounts due to suppliers under the Micro, Small and Medium Enterprises Development Act, 2006 (MSMED Act) as at the year end. The disclosure pursuant to the said Act is as under:			
		As at 31/03/2024	As at 31/03/2023
		(Rs. In lakhs)	(Rs. In lakhs)
Principal amount due to suppliers under MSMED Act, 2006		38.44	30.65
Interest accrued and due to suppliers under MSMED Act, 2006 on the above amount		-	0.02
Payment made to suppliers (other than interest) beyond the appointed day, during the year		-	20.43
Interest paid/adjusted to suppliers under MSMED Act, 2006 (other than section 16)		-	0.00
Interest paid/adjusted to suppliers under MSMED Act, 2006 (Section 16)		Nil	NIL
Interest due and payable to suppliers under MSMED Act, 2006 for payments already made		-	0.02
Interest accrued and remaining unpaid at the end of the year to suppliers under MSMED Act, 2006		-	0.02
The information regarding Micro, Small and Medium Enterprises has been determined to the extent such parties have been identified on the basis of information available with the Company. This has been relied upon by the Auditors.			
17 OTHER CURRENT LIABILITIES		As at 31/03/2024	As at 31/03/2023
		(Rs. In lakhs)	(Rs. In lakhs)
Advance Received From Customers		3.77	5.14
Statutory Dues		4.63	9.29
Other payable		101.57	129.40
Total		109.96	143.83
18 SHORT-TERM PROVISIONS		As at 31/03/2024	As at 31/03/2023
		(Rs. In lakhs)	(Rs. In lakhs)
Provision for Employee Benefits Payable		97.40	40.13
Total		97.40	40.13



19	REVENUE FROM OPERATIONS			
			FY 2023-24	FY 2022-23
			(Rs. In lakhs)	(Rs. In lakhs)
	Sales		2,864.87	2,829.56
		Total	2,864.87	2,829.56
20	OTHER INCOME			
			FY 2023-24	FY 2022-23
			(Rs. In lakhs)	(Rs. In lakhs)
	Gross Interest		0.66	0.04
	Miscellaneous Income		1.37	0.86
	Discount Received		-	0.02
		Total	2.03	0.92
21	COST OF MATERIALS CONSUMED			
			FY 2023-24	FY 2022-23
			(Rs. In lakhs)	(Rs. In lakhs)
	Particulars of Raw Materials Consumed			
	Raw Materials Consumed		1,913.42	1,851.56
		Total	1,913.42	1,851.56
22	CHANGES IN INVENTORY OF FINISHED GOODS, WORK IN PROGRESS AND TRADED GOODS			
			FY 2023-24	FY 2022-23
			(Rs. In lakhs)	(Rs. In lakhs)
	(a) Finished products/ Stock in Trade (At Close)			
	Finished Products		105.64	59.79
	Semifinished Products		5.16	4.73
	(b) Finished products/ Stock in Trade (At commencement)			
	Finished Products		59.79	114.09
	Semifinished Products		4.73	6.32
		Total	-46.28	55.89
23	EMPLOYEE BENEFIT EXPENSES			
			FY 2023-24	FY 2022-23
			(Rs. In lakhs)	(Rs. In lakhs)
	Salaries & Wages		511.98	483.92
	Director Remuneration		54.33	42.14
	Contribution to Provident & other funds		19.32	26.82
	Staff Welfare Expenses		12.98	37.50
		Total	598.62	590.39
24	FINANCE COST			
			FY 2023-24	FY 2022-23
			(Rs. In lakhs)	(Rs. In lakhs)
	Interest Expense			
	- MSMED		0.07	0.02
	- Others		51.24	54.80
		Total	51.31	54.82
25	DEPRECIATION AND AMORTISATION EXPENSES			
			FY 2023-24	FY 2022-23
			(Rs. In lakhs)	(Rs. In lakhs)
	Depreciation and Amortisation Expenses		4.13	10.14
		Total	4.13	10.14



26 OTHER EXPENSES

MANUFACTURING EXPENSES

	FY 2023-24 (Rs. In lakhs)	FY 2022-23 (Rs. In lakhs)
Consumable stores	7.27	4.40
Octroi		
Power, Fuel & Water Charges	8.08	5.05
Research and Development	0.62	0.02
Lab Expenses	1.59	0.89
Repairs and Renewals to Plant & Machinery	1.95	2.56
Security Expenses	5.69	4.14
Factory Maintenance	11.29	3.17
Rent - Manufacturing	39.12	36.67

A

75.61 56.91

ADMINISTRATIVE EXPENSES

Rates & Taxes	12.88	4.15
Printing and stationery	1.56	0.81
Telephone & Postage Expenses	8.35	6.71
Insurance	3.36	3.93
Motor car expenses	19.02	20.36
Auditors Remuneration (see note 'a' below)	0.99	1.60
Legal, Professional & consultancy fees	69.45	42.65
Repairs & Maintenance Others	10.33	5.76
Miscellaneous expenses	13.02	9.29
Donation	0.25	0.00
Foreign Exchange Fluctuation Loss/ (Gain)	2.38	0.64
Provision for Doubtful Debts	31.38	13.66
Loss by Fire	-	22.77
Bad Debts Written Off	2.08	0.36

B

176.76 132.70

SELLING AND DISTRIBUTION EXPENSES

Carriage outwards	128.72	123.24
Rent	-	0.35
Commission on sales	53.15	26.56
Travelling Expenses	54.14	58.57
Conveyance expenses	83.54	85.19
Advertising & Publicity Expenses	4.63	15.30
Warehousing Charges	-	1.47
Sales Promotion Expenses	42.55	37.37

C

366.72 348.06

Total (A+B+C)

619.09 537.66

a Auditor's Remuneration consists of:

	FY 2023-24 (Rs. In lakhs)	FY 2022-23 (Rs. In lakhs)
Statutory Audit Fees	0.99	0.90
Tax Audit Fees	0.70	0.64
Taxation and Other Matters	0.07	0.06
Total	1.76	1.60

27 EARNING PER SHARE

	2023-24	2022-2023
Net Profit available to Equity Shareholders (Rs. In Lakhs)	(264.82)	(271.16)
Total number of Equity Shares (Face value of Rs. 10/- each fully paid up)	19,00,000.00	19,00,000.00
Diluted Earnings per Share (in Rupees)	(13.94)	(14.27)



28 **EMPLOYEE BENEFIT PLANS**

(A) Defined contribution plan

Contributions are made to Employee Provident Fund (RPF), Employees State Insurance Scheme (ESIC) and other Funds which covers all regular employees. Both the employees and the Company make predetermined contributions to the Provident Fund and ESIC. The contributions are normally based on a certain percentage of the employee's salary. Amount recognised as expense in respect of these defined contribution plans, aggregate to Rs 17.98 Lakhs (Previous year

Particulars	As at 31/03/2024 Rs.in Lakhs	As at 31/03/2023 Rs.in Lakhs
Contribution to Provident Fund and Family Pension Fund, Others	17.84	19.08
Contribution to ESIC and Employees Deposit Linked Insurance (EDLI)	0.14	0.23
Contribution to Labour Welfare Fund	0.04	0.05

(B) Defined Benefit Plan

The Company's obligation towards the Gratuity Fund is a Defined Benefit Plan. Based on the actuarial valuation obtained in this respect, details of Actuarial Valuation are as follows:

Particulars	Gratuity (Funded)	Gratuity (Funded)
	As at 31/03/2024	As at 31/03/2023
I) Change in Defined Benefit Obligation		
Opening defined benefit obligation	19.92	20.54
Amount recognised in profit and loss		
Current service cost	4.53	5.99
Interest cost	1.49	1.39
Amount recognised in other comprehensive income		
Actuarial loss / (gain) arising from:		
Return on Plan Assets		
Financial assumptions	(0.39)	(7.64)
Other		
Benefits paid	(2.18)	(0.37)
Closing defined benefit obligation	23.37	19.92
II) Change in fair value of assets :		
Opening fair value of plan assets	29.87	15.32
Amount recognised in profit and loss		
Interest income	2.24	1.04
Amount recognised in other comprehensive income		
Actuarial gain / (loss)		
Return on Plan Assets, Excluding Interest Income		0.06
Other		
Contributions by employer		
Equitable Fund transfer in	(0.47)	13.83
Benefits paid	(2.18)	(0.37)
Closing fair value of plan assets	29.46	29.87
Actual return on Plan Assets	1.77	1.10
Plan assets comprise the following		
Insurance fund (100%)	Unquoted 29.46	Unquoted 29.87
IV) Principal actuarial assumptions used		
Rate of Interest (%)		
Withdrawal rate (%)	7.25	7.50
Salary escalation rate (%)	1.00	1.00
	5.00	5.00
V) Amount recognised in the Balance Sheet		
	As at 31/03/2024	As at 31/03/2023
Present value of obligations as at year end	23.37	19.92
Fair value of plan assets as at year end	29.46	29.87
Net (asset) / liability recognised as at year end	(6.09)	(9.95)
Recognised under :		
Other Current assets/(Liabilities)	4.69	5.03
Other non current assets/(Liabilities)	1.40	4.92
Other Current assets/(Liabilities)	6.09	9.95



(vi) Sensitivity analysis

Reasonably possible changes at the reporting date to one of the relevant actuarial assumptions, holding other assumptions constant, would have affected the defined benefit obligation by the amounts shown below.

	As at 31/03/2024		As at 31/03/2023	
	Increase	Decrease	Increase	Decrease
Discount rate 1% movement - Gratuity	-12.00	14.20	-11.70	14.00
Future salary growth 1% movement - Gratuity	14.40	-12.30	14.20	-12.10

(vii) Expected future cash flows

The expected maturity analysis is as follows :	For year ended	For year ended
	31.03.2024	31.03.2023
Expected benefits for year 1	0.32	0.81
Expected benefits for year 2	0.36	0.29
Expected benefits for year 3	0.43	0.32
Expected benefits for year 4	0.46	0.38
Expected benefits for year 5	0.50	0.42
Expected benefits for year 6 and above	12.76	9.23



29 RELATED PARTY DISCLOSURES

Related party disclosures as required under Accounting Standard on "Related Party Disclosures" issued by the Institute of Chartered Accountants of India are given below:

a) Relationship:

Particulars & Name of Related Party

i) Holding Company

Chembond Chemicals Limited

ii) Key Managerial Personnel (KMP)

Sameer V Shah, Nirmal V Shah, Mrs. Rashmi Gavli, Mr. Jaywant Tawade, Mr. D.K.Singh

iii) Companies on which the KMP's have significant influence

Chembond Water Technologies Limited
Chembond Clean Water Technologies Ltd.
Chembond Distribution Ltd,
Chembond Calvatis Industrial Hygiene Systems Limited
Finor Piplaj Chemicals Limited
Oriano Clean Energy Private Limited
S and N Ventures Private Ltd
Visan Holdings Private Limited
Chembond Material Technologies Private Limited
Gramos Chemicals India Private Limited
Phiroz Sethna Private Limited


iv) Relatives of Key Managerial Personnel

Mrs. Padma V. Shah, Mrs. Shilpa S. Shah, Mrs. Mamta N. Shah, Mrs. Alpana S. Shah, Sameer Shah HUF, Mr. Raunaq Shah, Mrs. Mallika Shah, Mrs. Amrita Shah, Mrs. Jyoti Mehta, Nirmal Vinod Shah HUF, Mr. Rahil Shah, Mrs. Kshitija Shah, Mr. Sameer L. Gavli, Mr. Laxman Gavli, Mr. Madan Nilkhanthrao Tipnis, Mrs. Sunita L. Gavli, Mrs. Rati M. Tipnis, Ms. Nupur S. Gavli, Mr. Prashant L. Gavli, Mrs. Yogita Tushar Tipnis, Mrs. Pallavi S. Wakaskar, Mrs. Jyotsna Jaywant Tawade, Mr. Sangram Jaywant Tawade, Mrs. Jui Jaywant Tawade, Mr. Yashwant Keshavrao Tawade
Mrs. Sushma Ghorpade, Mrs. Rajlaxmi Rane

b) The following transactions were carried out with related parties in the ordinary course of business

(₹. In lakhs)

For the year ended / as on Description of the nature of transactions	31.03.2024				31.03.2023			
	Subsidiary	Associates	KMP	Total	Subsidiary	Associates	KMP	Total
Sales of Goods	40.62	-	-	40.62	163.24	-	1.57	164.81
Chembond Chemicals Limited	6.05	-	-	6.05	157.30	-	-	157.30
Chembond Material Technologies Pvt Ltd	34.19	-	-	34.19	5.53	-	-	5.53
Chembond Water Technologies Ltd	0.38	-	-	0.38	-	-	-	-
Chembond Calvatis Industrial Hygiene Systems Ltd	-	-	-	-	0.41	-	-	0.41
Finor Piplaj Chemicals Ltd.	-	-	-	-	-	-	1.57	1.57
Purchase of Goods	249.01	-	-	249.01	275.15	-	-	275.15
Chembond Chemicals Limited	120.46	-	-	120.46	149.73	-	-	149.73
Chembond Material Technologies Pvt Ltd	126.87	-	-	126.87	116.94	-	-	116.94
Chembond Calvatis Industrial Hygiene Systems Ltd	-	-	-	-	8.48	-	-	8.48
Finor Piplaj Chemicals Ltd.	1.68	-	-	1.68	-	-	-	-
Purchase of Fixed Assets	-	-	-	-	1.05	-	-	1.05
Phiroze Sethna Pvt Ltd	-	-	-	-	1.05	-	-	1.05
Director Remuneration	-	-	54.33	54.33	-	-	42.14	42.14
Sameer V. Shah	-	-	33.75	33.75	-	-	28.94	28.94
Jaywant Tawade	-	-	16.41	16.41	-	-	13.20	13.20
Rashmi S. Gavli	-	-	4.17	4.17	-	-	-	-
Interest on Loan	0.02	-	-	0.02	31.94	-	-	31.94
Chembond Chemicals Ltd	0.02	-	-	0.02	31.94	-	-	31.94
Job Work Charges	88.27	-	-	88.27	62.81	-	-	62.81
Chembond Chemicals Ltd	88.27	-	-	88.27	62.81	-	-	62.81
Loan Taken	25.00	-	-	25.00	65.00	-	-	65.00
Chembond Chemicals Ltd	25.00	-	-	25.00	65.00	-	-	65.00
Loan Repayment	25.00	-	-	25.00	669.00	-	-	669.00
Chembond Chemicals Ltd	25.00	-	-	25.00	669.00	-	-	669.00
Sameer V. Shah	-	-	-	-	-	-	-	-
Balance at the end of the year	-	-	-	-	-	-	-	-
B. Sundry Debtors	-	-	-	-	1.17	-	-	1.17
Chembond Chemicals Ltd	-	-	-	-	-	-	-	-
Chembond Material Technologies Pvt Ltd	-	-	-	-	1.17	-	-	1.17
C. Sundry Creditors	953.66	-	-	953.66	755.02	-	0.17	755.19
Chembond Chemicals Ltd	473.34	-	-	473.34	411.27	-	-	411.27
Chembond Material Technologies Pvt Ltd	480.15	-	-	480.15	342.51	-	-	342.51
Finor Piplaj Chemicals Ltd.	0.17	-	-	0.17	-	-	0.17	0.17
Phiroze Sethna Pvt Ltd	-	-	-	-	1.24	-	-	1.24



30 FINANCIAL INSTRUMENTS – FAIR VALUES AND RISK MANAGEMENT

A. Accounting classification and fair values

The following table shows the carrying amounts and fair values of financial assets and financial liabilities, including their levels in the fair value hierarchy. It does not include fair value information for financial assets and financial liabilities not measured at fair value if the carrying amount is a reasonable approximation of fair value.

	As at 31 March 2024				(Rs.in Lakhs)		
	Carrying amount				Fair value		
	Fair value through profit and loss	Fair value through other comprehensive income	Amotised Cost	Total	Level 1	Level 2	Total
Financial assets							
Cash and cash equivalents (Including other bank balances)			61.38	61.38			-
Investments							
Trade and other receivables			953.43	953.43			-
Loans							
Other financial assets			15.85	15.85			-
TOTAL	-	-	1,030.65	1,030.65	-	-	-
Financial liabilities							
Long term borrowings (Including current maturity of Long term borrowings)			584.39	584.39			
Trade and other payables			1,216.65	1,216.65			-
TOTAL	-	-	1,801.04	1,801.04	-	-	-

	As at 31 March 2023						
	Carrying amount				Fair value		
	Fair value through profit and loss	Fair value through other comprehensive income	Amotised Cost	Total	Level 1	Level 2	Total
Financial assets							
Cash and cash equivalents (Including other bank balances)			44.70	44.70			-
Investments							
Trade and other receivables			1,064.78	1,064.78			-
Loans			-	-			
Other financial assets			0.85	0.85			-
TOTAL	-	-	1,110.33	1,110.33	-	-	-
Financial liabilities							
Long term borrowings (Including current maturity of Long term borrowings)			611.86	611.86			
Trade and other payables			1,008.54	1,008.54			-
TOTAL	-	-	1,620.40	1,620.40	-	-	-

Fair values for financial instruments carried at amortised cost approximates the carrying amount, accordingly the fair values of such financial assets and financial liabilities have not been disclosed separately.



B. Measurement of fair values

Ind AS 107, 'Financial Instrument - Disclosure' requires classification of the valuation method of financial instruments measured at fair value in the Balance Sheet, using a three level fair-value-hierarchy (which reflects the significance of inputs used in the measurements). The hierarchy gives the highest priority to un-adjusted quoted prices in active markets for identical assets or liabilities (Level 1 measurements) and lowest priority to un-observable inputs (Level 3 measurements). Fair value of derivative financial assets and liabilities are estimated by discounting expected future contractual cash flows using prevailing market interest rate curves. The three levels of the fair-value-hierarchy under Ind AS 107 are described below:

Level 1: Hierarchy includes financial instruments measured using quoted prices.

Level 2: The fair value of financial instruments that are not traded in an active market are determined using valuation techniques which maximise the use of observable market data and rely as little as possible on entity specific estimates. If all significant inputs required to fair value an instrument are observable, the instrument is included in level 2.

Level 3: If one or more of the significant inputs are not based on observable market data, the instrument is included in level 3. e.g. unlisted equity securities.

Transfers between Levels

There are no transfers between the levels

FINANCIAL RISK MANAGEMENT

The Company's activities expose it to Credit risk, liquidity risk and market risk.

i. Risk management framework

Risk Management is an integral part of the Company's plans and operations. The Company's board of directors has overall responsibility for the establishment and oversight of the Company risk management framework. The board of directors is responsible for developing and monitoring the Company risk management policies.

The audit committee oversees how management monitors compliance with the Company's risk management policies and procedures, and reviews the adequacy of the risk management framework in relation to the risks faced by the Company. The audit committee is assisted in its oversight role by internal audit. Internal audit undertakes both regular and ad hoc reviews of risk management controls and procedures, the results of which are reported to the audit

ii. Credit risk

Credit risk is the risk of financial loss to the Company if a customer or counterparty to a financial instrument fails to meet its contractual obligations, and arises principally from the Company's receivables from customers and investments in debt securities, cash and cash equivalents, mutual funds, bonds etc.

The carrying amount of financial assets represents the maximum credit exposure.

Trade and other receivables

Credit risk is the risk of possible default by the counter party resulting in a financial loss.

The Company manages credit risk through various internal policies and procedures set forth for effective control over credit exposure. These are managed by way of setting various credit approvals, evaluation of financial condition before supply terms, setting credit limits, industry trends, ageing analysis and continuously monitoring the creditworthiness of customers to which the Company grants credit terms in the normal course of business.

Based on prior experience and an assessment of the current economic environment, management believes that sufficient provision is made for credit risk wherever credit is extended to customers.

Cash and cash equivalents

Credit risk from balances with banks is managed by the Company's treasury department in accordance with the Company's policy. Investment of surplus funds are made in mainly in mutual funds with good returns and with high credit ratings assigned by International and domestic credit ratings agencies.

Other than trade and other receivables, the Company has no other financial assets that are past due but not impaired.

iii. Liquidity risk

Liquidity risk is the risk that the Company will not be able to meet its financial obligations as they become due. The Company manages its liquidity risk by ensuring, as far as possible, that it will always have sufficient liquidity to meet its liabilities when due, under both normal and stressed conditions, without incurring unacceptable losses or risk to the Company's reputation.

The Company has obtained fund and non-fund based working capital lines from various banks. The Company also constantly monitors funding options available in the debt and capital markets with a view to maintaining financial flexibility.

iv. Market risk

Market risk is the risk of loss of future earnings, fair values or future cash flows that may result from adverse changes in market rates and prices (such as interest rates, foreign currency exchange rates). Market risk is attributable to all market risk-sensitive financial instruments, all foreign currency receivables and payables and all short term and long-term debt. The Company is exposed to market risk primarily related to foreign exchange rate risk, interest rate risk and the market value of its investments. Thus, the Company's exposure to market risk is a function of investing and borrowing activities and revenue generating and operating activities in foreign currencies.

v) Interest rate risk

Interest rate risk is the risk that the fair value or future cash flows of a financial instrument will fluctuate because of changes in market interest rates. Investment committee manages and constantly reviews the interest rate movements in the market. This risk is mitigated by the Company by investing the funds in various tenors depending on the liquidity needs of the Company. The Company's exposures to interest rate risk is not significant.



CAPITAL MANAGEMENT

The Company's capital management objectives are:

- to ensure the Company's ability to continue as a going concern; and
- to provide an adequate return to shareholders through optimisation of debts and equity balance.

The Company monitors capital on the basis of the carrying amount of debt less cash and cash equivalents as presented on the face of the financial statements. The Company's objective for capital management is to maintain an optimum overall financial structure.

(i) Debt equity ratio

	As at March 31, 2024	As at March 31, 2023
Debt (includes non-current, current borrowings and current maturities of long term debt)	584.39	611.86
Less : cash and cash equivalents	61.38	44.70
Net debt	523.01	567.15
Total equity	(629.18)	(364.44)
Net debt to total equity ratio	-83.1%	-155.6%

31 TAX RECONCILIATION

- (a) The income tax expense consists of the followings:

Particulars	2023-2024 (Rs. In lakhs)	2022-2023 (Rs. In lakhs)
Current Income Tax	-	-
Deferred Tax Expense	(8.58)	1.18
Tax expense for the year	(8.58)	1.18

- (b) Reconciliation of tax expense and the accounting profit multiplied by India's tax Rate

Profit before income tax expense	(273.40)	(269.98)
Indian statutory income tax rate (MAT)	15.60%	15.60%
Expected Income Tax expenses	-	-
Part A		
Tax effect of amounts which are not deductible (allowable) in calculating taxable income:		
Additional allowances/deduction	-	-
Others	-	-
Current Tax (A)	-	-
Part B		
Deferred Tax Effect at the rate of:	26.00%	26.00%
Depreciation	0.44	0.78
Investments at Fair Value	-	-
Less:		
Gratuity	(1.00)	3.95
MAT Credit	-	-
Other Deferred tax Asset	-	-
Provision for Doubtful Debts	(8.02)	(3.55)
Deferred Tax (B)	(8.58)	1.18
Tax Expense (A+B)	(8.58)	1.18



32 Ageing Schedule for Trade Payables

Ageing for trade Payables outstanding as on 31st Mar'24 is as follows :

(Rs. In lakhs)

Particulars	Outstanding for following periods from due date of payment.						Total
	Not Due	Less than 1 year	1-2 Years	2-3 Years	More Than 3 Years		
(i) MSME	38.44	-	-	-	-	38.44	
(ii) Others	209.38	956.37	12.18	-	-	1,178.20	
(iii) Disputed dues – MSME					0.27		
(iv) Disputed dues - Others							
Accrued expenses							
Net trade payables						1,216.65	

Ageing for trade Payables outstanding as on 31st Mar'23 is as follows :

(Rs. In lakhs)

Particulars	Outstanding for following periods from due date of payment.						Total
	Not Due	Less than 1 year	1-2 Years	2-3 Years	More Than 3 Years		
(i) MSME	23.58	7.07	-	-	-	30.65	
(ii) Others	220.55	407.79	184.97	87.34	77.25	977.89	
(iii) Disputed dues – MSME							
(iv) Disputed dues - Others							
Accrued expenses							
Net trade payables						1,008.54	

33 Ageing Schedule for Trade receivables

Ageing for trade receivables outstanding as on 31st Mar'24 is as follows :

(Rs. In lakhs)

Particulars	Outstanding for following periods from due date of payment.						Total
	Not Due	Less than 6 months	6 months - 1 year	1-2 Years	2-3 Years	More Than 3 Years	
i) Undisputed trade receivables - considered good	458.68	420.57	25.12	68.89	33.67	37.87	1,044.80
ii) Undisputed trade receivables - which have significant increase in credit risk							
iii) undisputed trade receivables - credit impaired							
iv) Disputed trade receivables - considered good							
v) Disputed trade receivables - which have significant increase in credit risk							
vi) Disputed trade receivables - credit impaired							
Less : Allowance for doubtful trade receivables							91.37
Trade receivables							953.43

Ageing for trade receivables outstanding as on 31st Mar'23 is as follows :


(Rs. In lakhs)

Particulars	Outstanding for following periods from due date of payment.						Total
	Not Due	Less than 6 months	6 months - 1 year	1-2 Years	2-3 Years	More Than 3 Years	
i) Undisputed trade receivables - considered good	562.92	404.23	68.05	49.08	6.77	34.28	1,125.34
ii) Undisputed trade receivables - which have significant increase in credit risk							
iii) undisputed trade receivables - credit impaired							
iv) Disputed trade receivables - considered good							
v) Disputed trade receivables - which have significant increase in credit risk							
vi) Disputed trade receivables - credit impaired							
Less : Allowance for doubtful trade receivables							60.53
Trade receivables							1,064.81



34 Disclosures of Ratios

	Ratios	As at 31/03/2024	As at 31/03/2023
a	Current Ratio = Current Assets/Current Liabilities	0.91	1.16
b	Debt Equity Ratio = (Short Term Debt+Long Term Debt+Other Fixed Payments)/ Shareholder's Equity	-0.93	-1.68
c	Debt Service Coverage Ratio = Net Operating Income/ Debt Service	-0.37	-0.34
d	Return on Equity Ratio = Net Income/ Shareholders Equity	0.43	0.74
e	Inventory Turnover Ratio = Cost of Goods Sold/ Average Inventory	7.45	6.23
f	Trade Receivables Turnover Ratio = Net Credit sales/ Average Accounts Receivable	2.84	2.78
g	Trade Payable Turnover Ratio = Credit Purchases/ Average Accounts Payable	1.68	1.96
h	Net Capital Turnover Ratio = Net Sales/ Working Capital	-23.13	14.68
i	Net Profit Ratio = Net Profit/ Net Sales	-0.09	-0.10
j	Return on Capital Employed = Earnings Before Interest and Tax/ Capital Employed	-1.17	-1.13
k	Return on Investment = Net Return on Investment/ Cost of Investment	NA	NA



35 Contingent Liabilities and Capital Commitments (To the extent not provided for) :

Particulars

As at 31/03/2024 (Rs. In lakhs)	As at 31/03/2023 (Rs. In lakhs)
------------------------------------	------------------------------------

- A) **Contingent Liabilities not provided for :**
a) **Claims against the company not acknowledged as debts -**

Rajkumar Mor of Mor Hatcheries has lodged F.I.R dated 4th January, 2023 with police station Pillukhera District Jind Haryana against Chembond Biosciences Limited, with respect to inferior quality of Products. The Company has disclaimed liability and is defending the action. It is not practical to estimate the potential effect of this claim, as the matter is being currently considered by the Competent Authorities and Courts.

36 ADDITIONAL REGULATORY INFORMATION REQUIRED BY SCHEDULE III TO THE COMPANIES ACT, 2013

- i The Company does not have any benami property held in its name. No proceedings have been initiated on or are pending against the Company for holding benami property under the Benami Transactions(Prohibition) Act,1988 (45 of 1988) and Rules made thereunder.
- ii The Company has not been declared wilful defaulter by any bank or financial institution or other lender or government or any government authority.
- iii The Company has complied with the requirement with respect to number of layers as prescribed under Section 2(87) of the Companies Act, 2013 read with the Companies (Restriction on number of layers) Rules, 2017.
- iv Utilisation of borrowed funds and share premium
 - I The Company has not advanced or loaned or invested funds to any other person(s) or entity(ies), including foreign entities (Intermediaries) with the understanding that the Intermediary shall :
 - (a) Directly or indirectly lend or invest in other persons or entities identified in any manner whatsoever by or on behalf of the Company (Ultimate Beneficiaries) or
 - (b) Provide any guarantee, security or the like to or on behalf of the ultimate beneficiaries
 - II The Company has not received any fund from any person(s) or entity(ies), including foreign entities (Funding Party) with the understanding (whether recorded in writing or otherwise) that the company shall:
 - (a) directly or indirectly lend or invest in other persons or entities identified in any manner whatsoever by or on behalf of the Funding Party (Ultimate Beneficiaries) or
 - (b) provide any guarantee, security or the like on behalf of the ultimate beneficiaries
- v There is no income surrendered or disclosed as income during the year in tax assessments under the Income Tax Act, 1961 (such as search or survey), that has not been recorded in the books of account.
- vi The Company has not traded or invested in crypto currency or virtual currency during the year.
- vii The Company does not have any charges or satisfaction of charges which is yet to be registered with Registrar of Companies beyond the statutory period.
- viii The Company do not have any transactions with struck off companies under section 248 of Companies Act, 2013 or section 560 of Companies Act, 1956

The Ministry of Corporate Affairs (MCA) has issued a notification – Companies (Accounts) Amendment Rules, 2021 which is effective from 1st April, 2023. The amendment requires that every company which uses an accounting software for maintaining its books of account shall use an accounting software where there is feature of recording audit trail of each and every transaction and further creating an edit log of each change made to the books of account along with the date when such changes were made and ensuring that the audit trail cannot be disabled.

37 The Company uses an accounting software for maintaining books of account which has a feature of recording audit trail and edit log facility and that has been operative throughout the financial year for the transactions recorded in the software impacting books of account at the application level. The software being managed on public cloud, users do not have access to enable, disable, deactivate or tamper with the audit trail setting.

The Company also uses software for payroll application and employee reimbursement. In both the software, there is a feature of audit log for recording audit trail and the same cannot be disabled or modified at the application level.

The audit trail feature is not enabled at the database level in respect of these software.

38 The previous year figures have been regrouped, reallocated or reclassified wherever necessary to conform to current year classification and

As per our attached report of even date.
For M/s Kastury & Talati
Chartered Accountants
Firm Reg. No. - 104908W

Dhiren P. Talati
Partner
Membership No. F/41867
Mumbai, 11th May, 2024



For and on behalf of the Board of Directors
Chembond Biosciences Ltd.

Sameer V. Shah
(DIN: 00105721)
Director
Navi Mumbai
11th May 2024

Nirmal V. Shah
(DIN: 00083853)
Director
Navi Mumbai
11th May 2024

